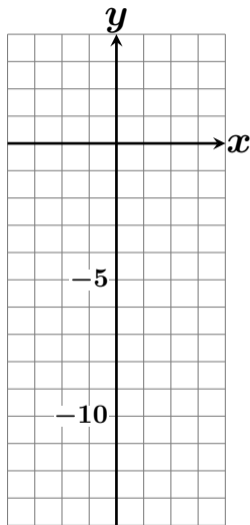
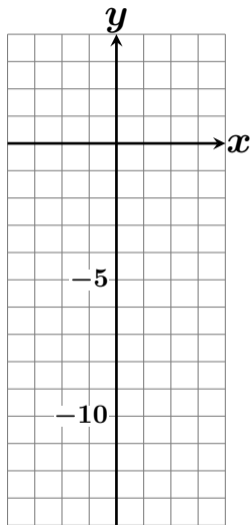


# $y = -2(x + 1)^2 + 4$ のグラフを描け #30 3



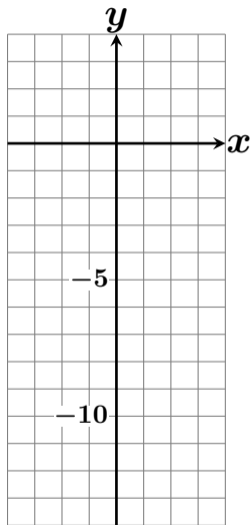
$x$	-4	-3	-2	-1	0	1
$y$						

# $y = -2(x + 1)^2 + 4$ のグラフを描け #30 3



$x$	<b>-4</b>	<b>-3</b>	<b>-2</b>	<b>-1</b>	<b>0</b>	<b>1</b>
$y$						

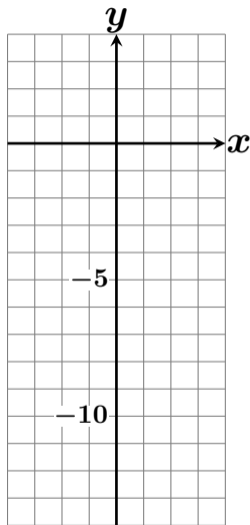
# $y = -2(x + 1)^2 + 4$ のグラフを描け #30 3



$x$	$-4$	$-3$	$-2$	$-1$	$0$	$1$
$y$						

$$y = -2(x + 1)^2 + 4$$

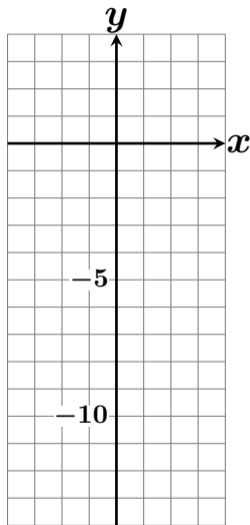
# $y = -2(x + 1)^2 + 4$ のグラフを描け #30 3



$x$	$-4$	$-3$	$-2$	$-1$	$0$	$1$
$y$						

$$\begin{aligned}y &= -2(x + 1)^2 + 4 \\ &= -2((-4) + 1)^2 + 4\end{aligned}$$

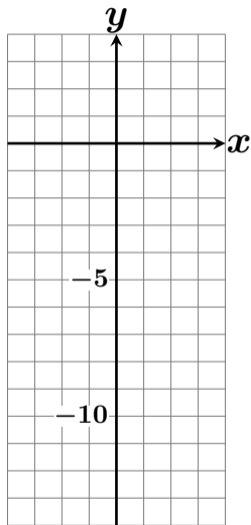
# $y = -2(x + 1)^2 + 4$ のグラフを描け #30 3



$x$	$-4$	$-3$	$-2$	$-1$	$0$	$1$
$y$						

$$\begin{aligned}y &= -2(x + 1)^2 + 4 \\ &= -2((-4) + 1)^2 + 4 \\ &= -2(-3)^2 + 4\end{aligned}$$

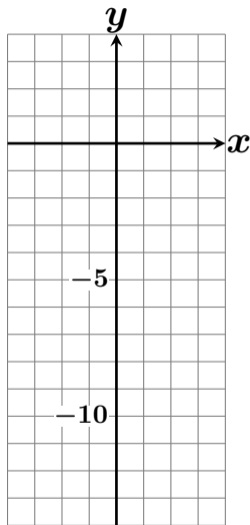
# $y = -2(x + 1)^2 + 4$ のグラフを描け #30 3



$x$	<b>-4</b>	-3	-2	-1	0	1
$y$						

$$\begin{aligned}y &= -2(x + 1)^2 + 4 \\ &= -2((-4) + 1)^2 + 4 \\ &= -2(-3)^2 + 4 \\ &= -2 \times 9 + 4\end{aligned}$$

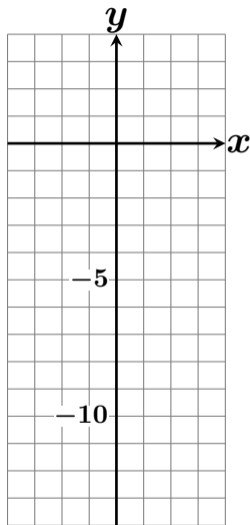
# $y = -2(x + 1)^2 + 4$ のグラフを描け #30 3



$x$	$-4$	$-3$	$-2$	$-1$	$0$	$1$
$y$						

$$\begin{aligned}y &= -2(x + 1)^2 + 4 \\ &= -2((-4) + 1)^2 + 4 \\ &= -2(-3)^2 + 4 \\ &= -2 \times 9 + 4 \\ &= -18 + 4\end{aligned}$$

# $y = -2(x + 1)^2 + 4$ のグラフを描け #30 3

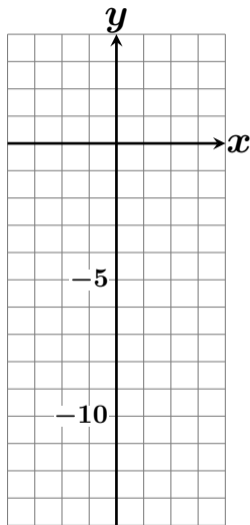


$x$	<b>-4</b>	-3	-2	-1	0	1
$y$						

$$\begin{aligned}y &= -2(x + 1)^2 + 4 \\&= -2((-4) + 1)^2 + 4 \\&= -2(-3)^2 + 4 \\&= -2 \times 9 + 4 \\&= -18 + 4 \\&= -14\end{aligned}$$



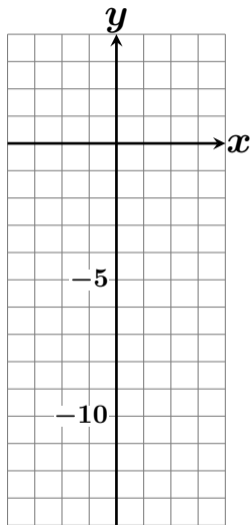
# $y = -2(x + 1)^2 + 4$ のグラフを描け #30 3



$x$	$-4$	$-3$	$-2$	$-1$	$0$	$1$
$y$	$-14$					

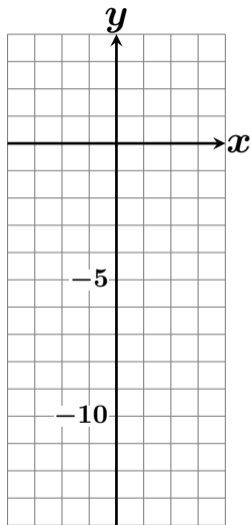
$$\begin{aligned}y &= -2(x + 1)^2 + 4 \\&= -2((-4) + 1)^2 + 4 \\&= -2(-3)^2 + 4 \\&= -2 \times 9 + 4 \\&= -18 + 4 \\&= -14\end{aligned}$$

# $y = -2(x + 1)^2 + 4$ のグラフを描け #30 3



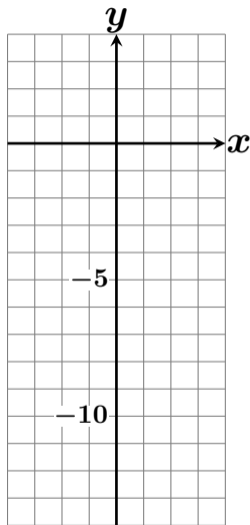
$x$	-4	-3	-2	-1	0	1
$y$	-14					

# $y = -2(x + 1)^2 + 4$ のグラフを描け #30 3



$x$	-4	-3	-2	-1	0	1
$y$	-14					

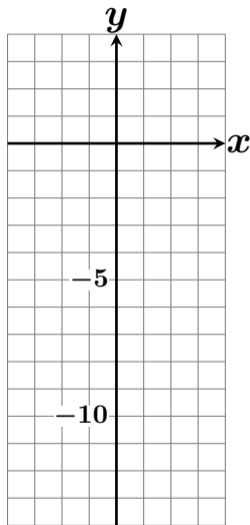
# $y = -2(x + 1)^2 + 4$ のグラフを描け #30 3



$x$	-4	-3	-2	-1	0	1
$y$	-14					

$$y = -2(x + 1)^2 + 4$$

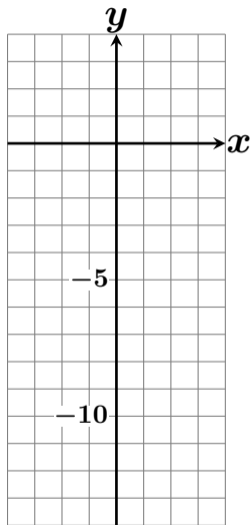
# $y = -2(x + 1)^2 + 4$ のグラフを描け #30 3



$x$	-4	-3	-2	-1	0	1
$y$	-14					

$$\begin{aligned}y &= -2(x + 1)^2 + 4 \\ &= -2((-3) + 1)^2 + 4\end{aligned}$$

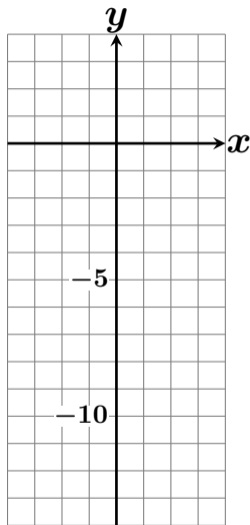
# $y = -2(x + 1)^2 + 4$ のグラフを描け #30 3



$x$	-4	-3	-2	-1	0	1
$y$	-14					

$$\begin{aligned}y &= -2(x + 1)^2 + 4 \\ &= -2((-3) + 1)^2 + 4 \\ &= -2(-2)^2 + 4\end{aligned}$$

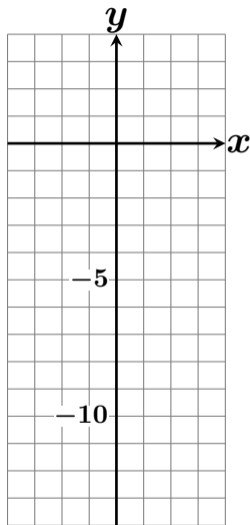
# $y = -2(x + 1)^2 + 4$ のグラフを描け #30 3



$x$	-4	-3	-2	-1	0	1
$y$	-14					

$$\begin{aligned}y &= -2(x + 1)^2 + 4 \\ &= -2((-3) + 1)^2 + 4 \\ &= -2(-2)^2 + 4 \\ &= -2 \times 4 + 4\end{aligned}$$

# $y = -2(x + 1)^2 + 4$ のグラフを描け #30 3

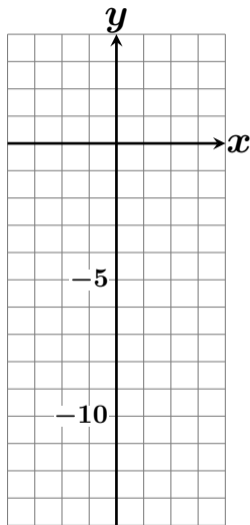


$x$	-4	-3	-2	-1	0	1
$y$	-14					

$$\begin{aligned}y &= -2(x + 1)^2 + 4 \\ &= -2((-3) + 1)^2 + 4 \\ &= -2(-2)^2 + 4 \\ &= -2 \times 4 + 4 \\ &= -8 + 4\end{aligned}$$



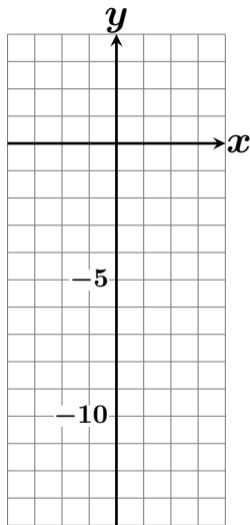
# $y = -2(x + 1)^2 + 4$ のグラフを描け #30 3



$x$	-4	-3	-2	-1	0	1
$y$	-14					

$$\begin{aligned}y &= -2(x + 1)^2 + 4 \\ &= -2((-3) + 1)^2 + 4 \\ &= -2(-2)^2 + 4 \\ &= -2 \times 4 + 4 \\ &= -8 + 4 \\ &= -4\end{aligned}$$

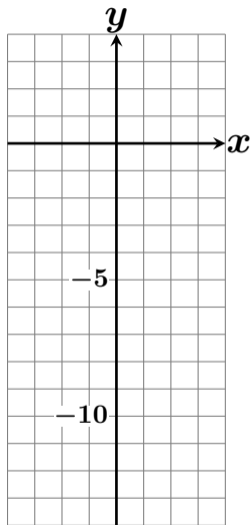
# $y = -2(x + 1)^2 + 4$ のグラフを描け #30 3



$x$	-4	-3	-2	-1	0	1
$y$	-14	-4				

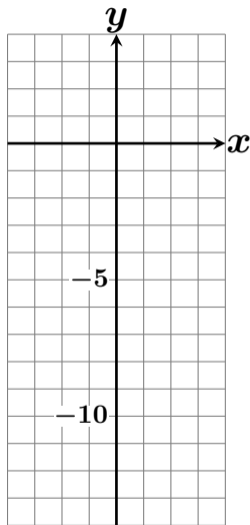
$$\begin{aligned}y &= -2(x + 1)^2 + 4 \\ &= -2((-3) + 1)^2 + 4 \\ &= -2(-2)^2 + 4 \\ &= -2 \times 4 + 4 \\ &= -8 + 4 \\ &= -4\end{aligned}$$

# $y = -2(x + 1)^2 + 4$ のグラフを描け #30 3



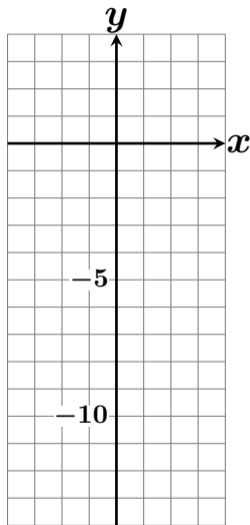
$x$	-4	-3	-2	-1	0	1
$y$	-14	-4				

# $y = -2(x + 1)^2 + 4$ のグラフを描け #30 3



$x$	-4	-3	-2	-1	0	1
$y$	-14	-4				

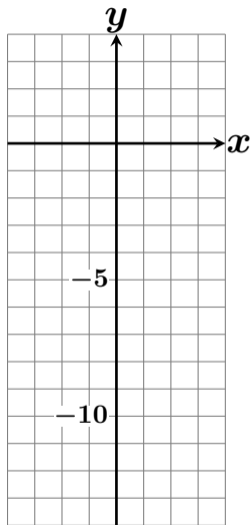
# $y = -2(x + 1)^2 + 4$ のグラフを描け #30 3



$x$	-4	-3	-2	-1	0	1
$y$	-14	-4				

$$y = -2(x + 1)^2 + 4$$

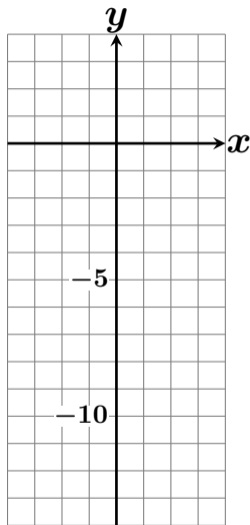
# $y = -2(x + 1)^2 + 4$ のグラフを描け #30 3



$x$	-4	-3	-2	-1	0	1
$y$	-14	-4				

$$\begin{aligned}y &= -2(x + 1)^2 + 4 \\ &= -2((-2) + 1)^2 + 4\end{aligned}$$

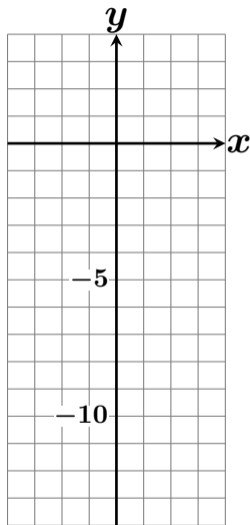
# $y = -2(x + 1)^2 + 4$ のグラフを描け #30 3



$x$	-4	-3	-2	-1	0	1
$y$	-14	-4				

$$\begin{aligned}y &= -2(x + 1)^2 + 4 \\ &= -2((-2) + 1)^2 + 4 \\ &= -2(-1)^2 + 4\end{aligned}$$

# $y = -2(x + 1)^2 + 4$ のグラフを描け #30 3

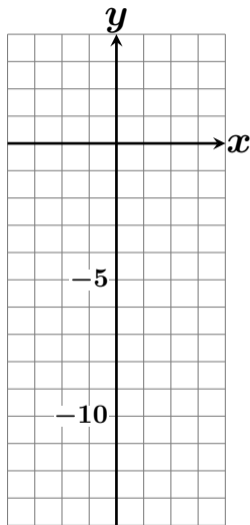


$x$	-4	-3	-2	-1	0	1
$y$	-14	-4				

$$\begin{aligned}y &= -2(x + 1)^2 + 4 \\ &= -2((-2) + 1)^2 + 4 \\ &= -2(-1)^2 + 4 \\ &= -2 \times 1 + 4\end{aligned}$$



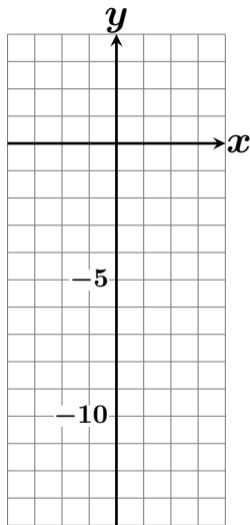
# $y = -2(x + 1)^2 + 4$ のグラフを描け #30 3



$x$	-4	-3	-2	-1	0	1
$y$	-14	-4				

$$\begin{aligned}y &= -2(x + 1)^2 + 4 \\ &= -2((-2) + 1)^2 + 4 \\ &= -2(-1)^2 + 4 \\ &= -2 \times 1 + 4 \\ &= -2 + 4\end{aligned}$$

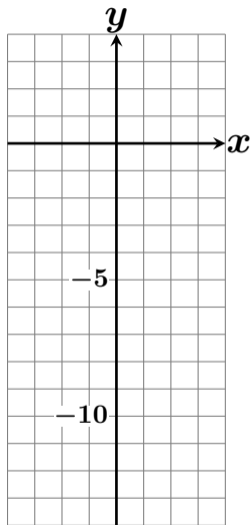
# $y = -2(x + 1)^2 + 4$ のグラフを描け #30 3



$x$	-4	-3	-2	-1	0	1
$y$	-14	-4				

$$\begin{aligned}y &= -2(x + 1)^2 + 4 \\ &= -2((-2) + 1)^2 + 4 \\ &= -2(-1)^2 + 4 \\ &= -2 \times 1 + 4 \\ &= -2 + 4 \\ &= 2\end{aligned}$$

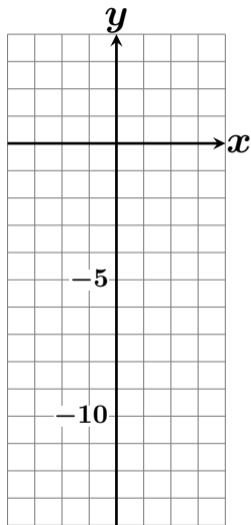
# $y = -2(x + 1)^2 + 4$ のグラフを描け #30 3



$x$	-4	-3	-2	-1	0	1
$y$	-14	-4	2			

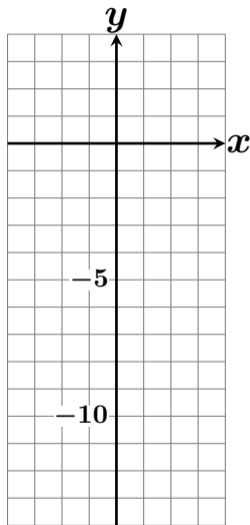
$$\begin{aligned}y &= -2(x + 1)^2 + 4 \\ &= -2((-2) + 1)^2 + 4 \\ &= -2(-1)^2 + 4 \\ &= -2 \times 1 + 4 \\ &= -2 + 4 \\ &= 2\end{aligned}$$

# $y = -2(x + 1)^2 + 4$ のグラフを描け #30 3



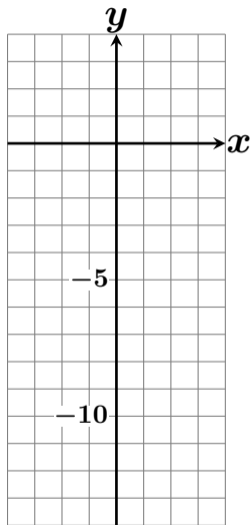
$x$	-4	-3	-2	-1	0	1
$y$	-14	-4	2			

# $y = -2(x + 1)^2 + 4$ のグラフを描け #30 3



$x$	-4	-3	-2	-1	0	1
$y$	-14	-4	2			

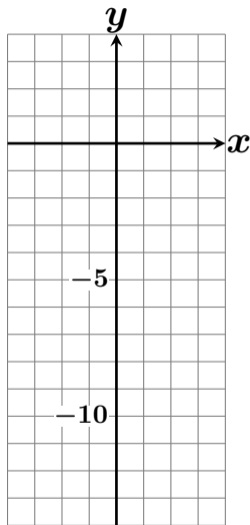
# $y = -2(x + 1)^2 + 4$ のグラフを描け #30 3



$x$	-4	-3	-2	-1	0	1
$y$	-14	-4	2			

$$y = -2(x + 1)^2 + 4$$

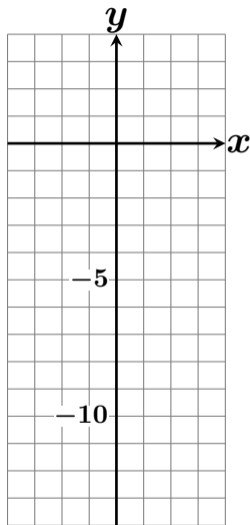
# $y = -2(x + 1)^2 + 4$ のグラフを描け #30 3



$x$	-4	-3	-2	-1	0	1
$y$	-14	-4	2			

$$\begin{aligned}y &= -2(x + 1)^2 + 4 \\ &= -2((-1) + 1)^2 + 4\end{aligned}$$

# $y = -2(x + 1)^2 + 4$ のグラフを描け #30 3

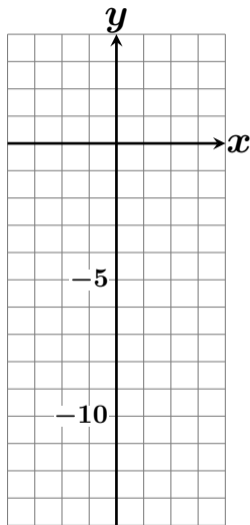


$x$	-4	-3	-2	-1	0	1
$y$	-14	-4	2			

$$\begin{aligned}y &= -2(x + 1)^2 + 4 \\ &= -2((-1) + 1)^2 + 4 \\ &= -2(0)^2 + 4\end{aligned}$$



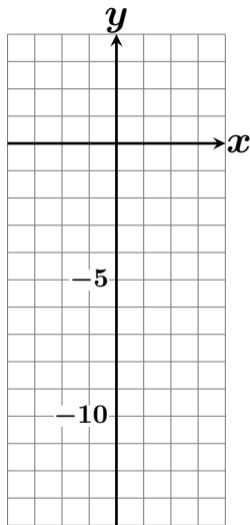
# $y = -2(x + 1)^2 + 4$ のグラフを描け #30 3



$x$	-4	-3	-2	-1	0	1
$y$	-14	-4	2			

$$\begin{aligned}y &= -2(x + 1)^2 + 4 \\ &= -2((-1) + 1)^2 + 4 \\ &= -2(0)^2 + 4 \\ &= -2 \times 0 + 4\end{aligned}$$

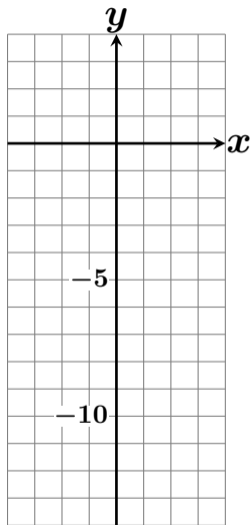
# $y = -2(x + 1)^2 + 4$ のグラフを描け #30 3



$x$	-4	-3	-2	-1	0	1
$y$	-14	-4	2			

$$\begin{aligned}y &= -2(x + 1)^2 + 4 \\ &= -2((-1) + 1)^2 + 4 \\ &= -2(0)^2 + 4 \\ &= -2 \times 0 + 4 \\ &= 0 + 4\end{aligned}$$

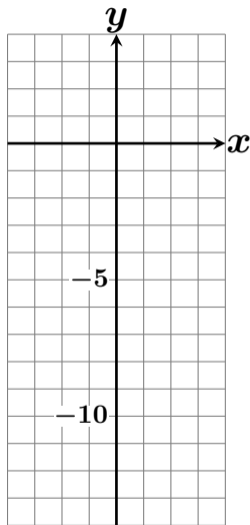
# $y = -2(x + 1)^2 + 4$ のグラフを描け #30 3



$x$	-4	-3	-2	-1	0	1
$y$	-14	-4	2			

$$\begin{aligned}y &= -2(x + 1)^2 + 4 \\ &= -2((-1) + 1)^2 + 4 \\ &= -2(0)^2 + 4 \\ &= -2 \times 0 + 4 \\ &= 0 + 4 \\ &= 4\end{aligned}$$

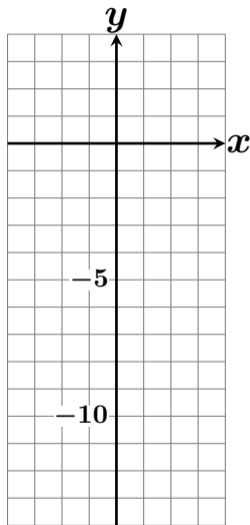
# $y = -2(x + 1)^2 + 4$ のグラフを描け #30 3



$x$	-4	-3	-2	-1	0	1
$y$	-14	-4	2	4		

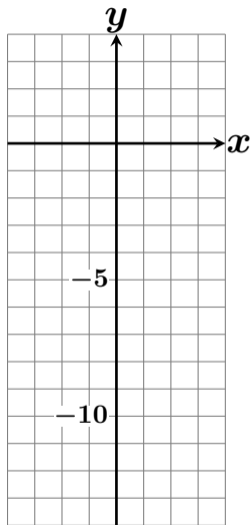
$$\begin{aligned}y &= -2(x + 1)^2 + 4 \\ &= -2((-1) + 1)^2 + 4 \\ &= -2(0)^2 + 4 \\ &= -2 \times 0 + 4 \\ &= 0 + 4 \\ &= 4\end{aligned}$$

# $y = -2(x + 1)^2 + 4$ のグラフを描け #30 3



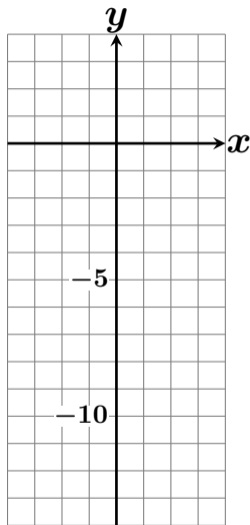
$x$	-4	-3	-2	-1	0	1
$y$	-14	-4	2	4		

# $y = -2(x + 1)^2 + 4$ のグラフを描け #30 3



$x$	-4	-3	-2	-1	0	1
$y$	-14	-4	2	4		

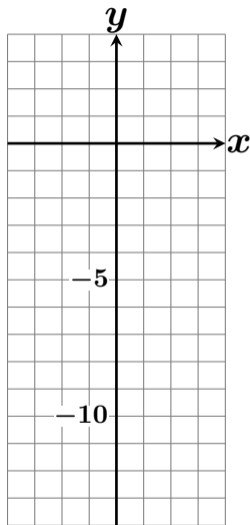
# $y = -2(x + 1)^2 + 4$ のグラフを描け #30 3



$x$	-4	-3	-2	-1	0	1
$y$	-14	-4	2	4		

$$y = -2(x + 1)^2 + 4$$

# $y = -2(x + 1)^2 + 4$ のグラフを描け #30 3

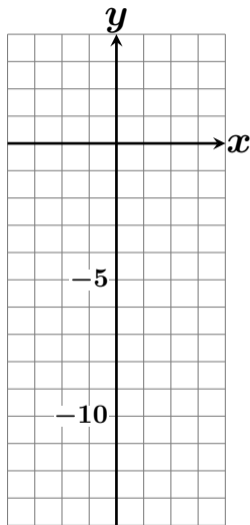


$x$	-4	-3	-2	-1	0	1
$y$	-14	-4	2	4		

$$\begin{aligned}y &= -2(x + 1)^2 + 4 \\ &= -2(0 + 1)^2 + 4\end{aligned}$$



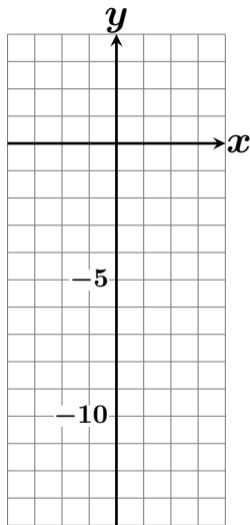
# $y = -2(x + 1)^2 + 4$ のグラフを描け #30 3



$x$	-4	-3	-2	-1	0	1
$y$	-14	-4	2	4		

$$\begin{aligned}y &= -2(x + 1)^2 + 4 \\ &= -2(0 + 1)^2 + 4 \\ &= -2(1)^2 + 4\end{aligned}$$

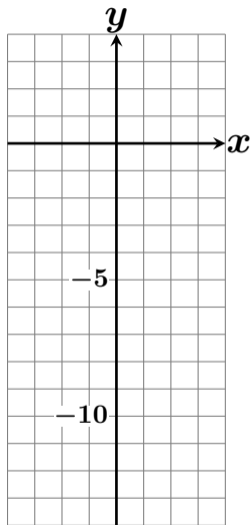
# $y = -2(x + 1)^2 + 4$ のグラフを描け #30 3



$x$	-4	-3	-2	-1	0	1
$y$	-14	-4	2	4		

$$\begin{aligned}y &= -2(x + 1)^2 + 4 \\ &= -2(0 + 1)^2 + 4 \\ &= -2(1)^2 + 4 \\ &= -2 \times 1 + 4\end{aligned}$$

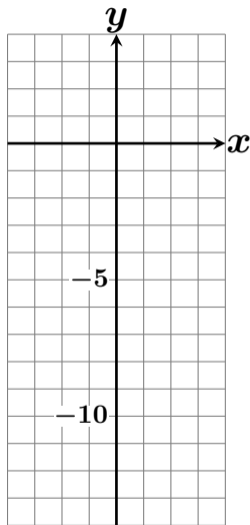
# $y = -2(x + 1)^2 + 4$ のグラフを描け #30 3



$x$	-4	-3	-2	-1	0	1
$y$	-14	-4	2	4		

$$\begin{aligned}y &= -2(x + 1)^2 + 4 \\ &= -2(0 + 1)^2 + 4 \\ &= -2(1)^2 + 4 \\ &= -2 \times 1 + 4 \\ &= -2 + 4\end{aligned}$$

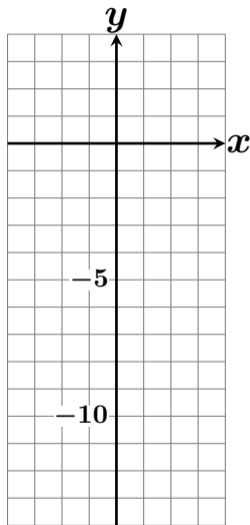
# $y = -2(x + 1)^2 + 4$ のグラフを描け #30 3



$x$	-4	-3	-2	-1	0	1
$y$	-14	-4	2	4		

$$\begin{aligned}y &= -2(x + 1)^2 + 4 \\ &= -2(0 + 1)^2 + 4 \\ &= -2(1)^2 + 4 \\ &= -2 \times 1 + 4 \\ &= -2 + 4 \\ &= 2\end{aligned}$$

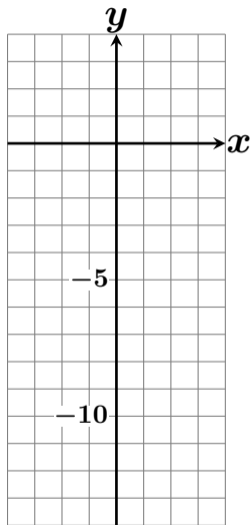
# $y = -2(x + 1)^2 + 4$ のグラフを描け #30 3



$x$	-4	-3	-2	-1	0	1
$y$	-14	-4	2	4	2	

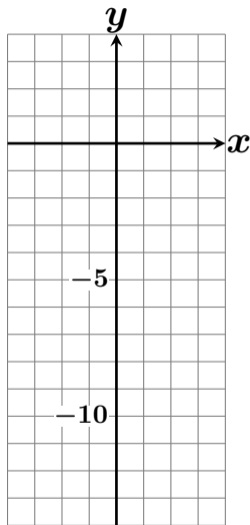
$$\begin{aligned}y &= -2(x + 1)^2 + 4 \\ &= -2(0 + 1)^2 + 4 \\ &= -2(1)^2 + 4 \\ &= -2 \times 1 + 4 \\ &= -2 + 4 \\ &= 2\end{aligned}$$

# $y = -2(x + 1)^2 + 4$ のグラフを描け #30 3



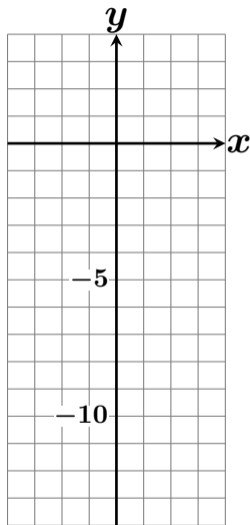
$x$	-4	-3	-2	-1	0	1
$y$	-14	-4	2	4	2	

# $y = -2(x + 1)^2 + 4$ のグラフを描け #30 3



$x$	-4	-3	-2	-1	0	1
$y$	-14	-4	2	4	2	

# $y = -2(x + 1)^2 + 4$ のグラフを描け #30 3

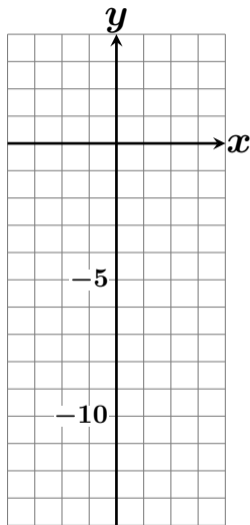


$x$	-4	-3	-2	-1	0	1
$y$	-14	-4	2	4	2	

$$y = -2(x + 1)^2 + 4$$



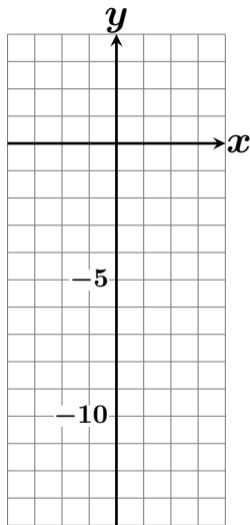
# $y = -2(x + 1)^2 + 4$ のグラフを描け #30 3



$x$	-4	-3	-2	-1	0	<b>1</b>
$y$	-14	-4	2	4	2	

$$\begin{aligned}y &= -2(x + 1)^2 + 4 \\ &= -2(\mathbf{1} + 1)^2 + 4\end{aligned}$$

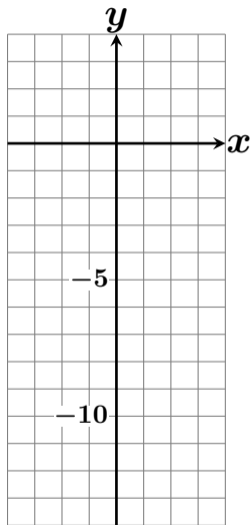
# $y = -2(x + 1)^2 + 4$ のグラフを描け #30 3



$x$	-4	-3	-2	-1	0	1
$y$	-14	-4	2	4	2	

$$\begin{aligned}y &= -2(x + 1)^2 + 4 \\ &= -2(\mathbf{1} + 1)^2 + 4 \\ &= -2(\mathbf{2})^2 + 4\end{aligned}$$

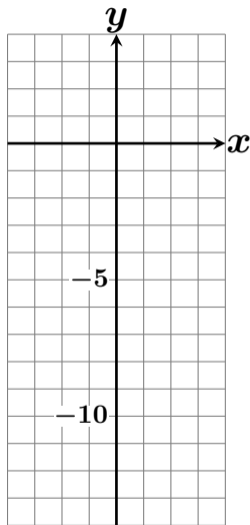
# $y = -2(x + 1)^2 + 4$ のグラフを描け #30 3



$x$	-4	-3	-2	-1	0	<b>1</b>
$y$	-14	-4	2	4	2	

$$\begin{aligned}y &= -2(x + 1)^2 + 4 \\ &= -2(\mathbf{1} + 1)^2 + 4 \\ &= -2(\mathbf{2})^2 + 4 \\ &= -2 \times \mathbf{4} + 4\end{aligned}$$

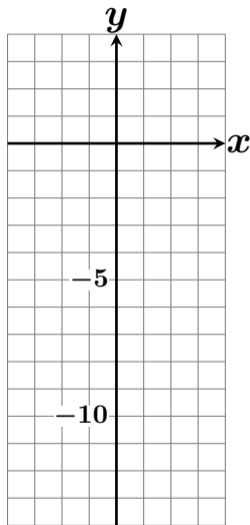
# $y = -2(x + 1)^2 + 4$ のグラフを描け #30 3



$x$	-4	-3	-2	-1	0	<b>1</b>
$y$	-14	-4	2	4	2	

$$\begin{aligned}y &= -2(x + 1)^2 + 4 \\ &= -2(\mathbf{1} + 1)^2 + 4 \\ &= -2(\mathbf{2})^2 + 4 \\ &= -2 \times \mathbf{4} + 4 \\ &= \mathbf{-8} + 4\end{aligned}$$

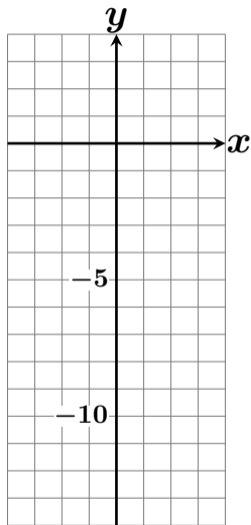
# $y = -2(x + 1)^2 + 4$ のグラフを描け #30 3



$x$	-4	-3	-2	-1	0	<b>1</b>
$y$	-14	-4	2	4	2	

$$\begin{aligned}y &= -2(x + 1)^2 + 4 \\ &= -2(\mathbf{1} + 1)^2 + 4 \\ &= -2(\mathbf{2})^2 + 4 \\ &= -2 \times \mathbf{4} + 4 \\ &= \mathbf{-8} + 4 \\ &= \mathbf{-4}\end{aligned}$$

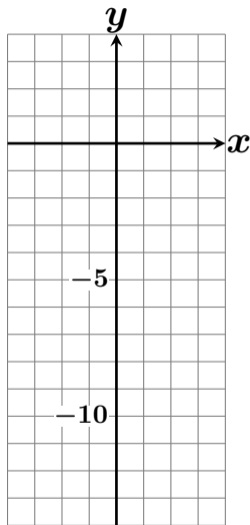
# $y = -2(x + 1)^2 + 4$ のグラフを描け #30 3



$x$	-4	-3	-2	-1	0	1
$y$	-14	-4	2	4	2	-4

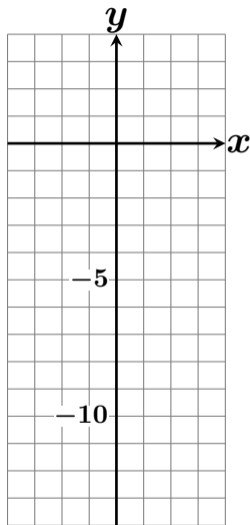
$$\begin{aligned}y &= -2(x + 1)^2 + 4 \\ &= -2(1 + 1)^2 + 4 \\ &= -2(2)^2 + 4 \\ &= -2 \times 4 + 4 \\ &= -8 + 4 \\ &= -4\end{aligned}$$

# $y = -2(x + 1)^2 + 4$ のグラフを描け #30 3



$x$	-4	-3	-2	-1	0	1
$y$	-14	-4	2	4	2	-4

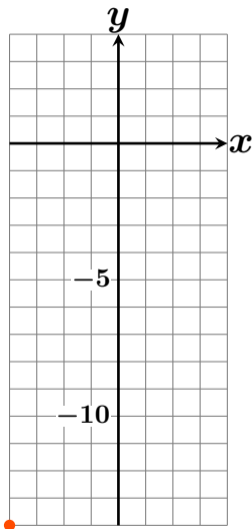
# $y = -2(x + 1)^2 + 4$ のグラフを描け #30 3



$x$	-4	-3	-2	-1	0	1
$y$	-14	-4	2	4	2	-4

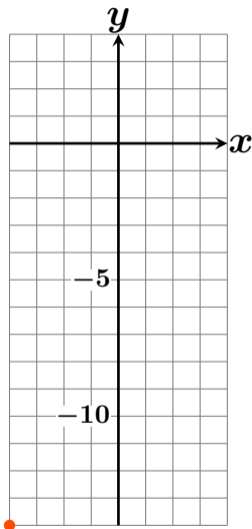


# $y = -2(x + 1)^2 + 4$ のグラフを描け #30 3



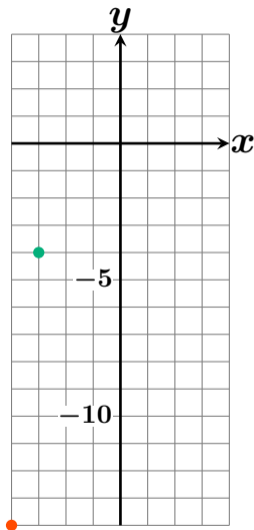
$x$	-4	-3	-2	-1	0	1
$y$	-14	-4	2	4	2	-4

# $y = -2(x + 1)^2 + 4$ のグラフを描け #30 3



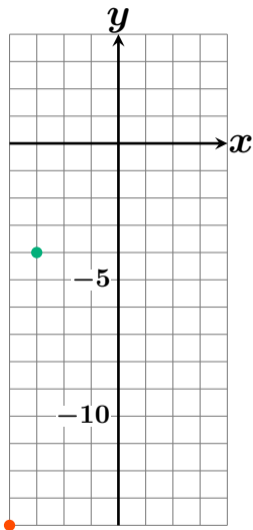
$x$	-4	-3	-2	-1	0	1
$y$	-14	-4	2	4	2	-4

# $y = -2(x + 1)^2 + 4$ のグラフを描け #30 3



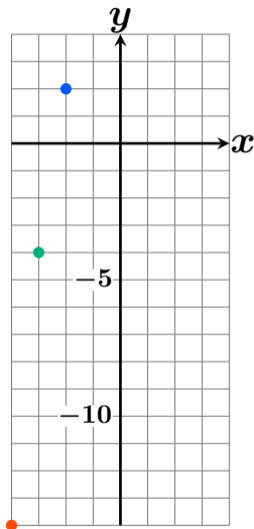
$x$	-4	-3	-2	-1	0	1
$y$	-14	-4	2	4	2	-4

# $y = -2(x + 1)^2 + 4$ のグラフを描け #30 3



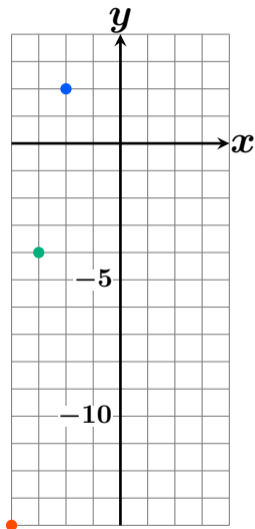
$x$	-4	-3	-2	-1	0	1
$y$	-14	-4	2	4	2	-4

# $y = -2(x + 1)^2 + 4$ のグラフを描け #30 3



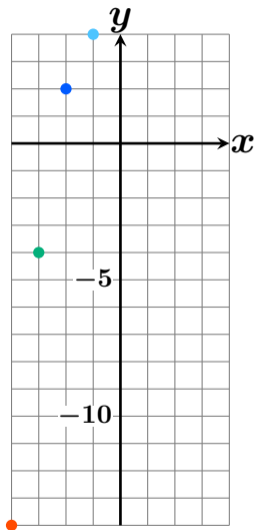
$x$	-4	-3	-2	-1	0	1
$y$	-14	-4	2	4	2	-4

# $y = -2(x + 1)^2 + 4$ のグラフを描け #30 3



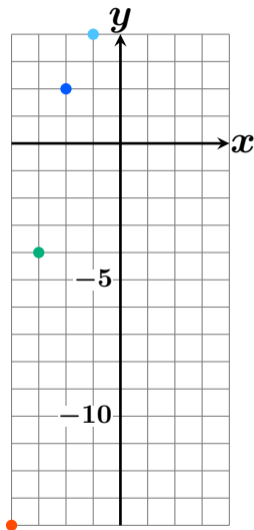
$x$	-4	-3	-2	-1	0	1
$y$	-14	-4	2	4	2	-4

# $y = -2(x + 1)^2 + 4$ のグラフを描け #30 3



$x$	-4	-3	-2	-1	0	1
$y$	-14	-4	2	4	2	-4

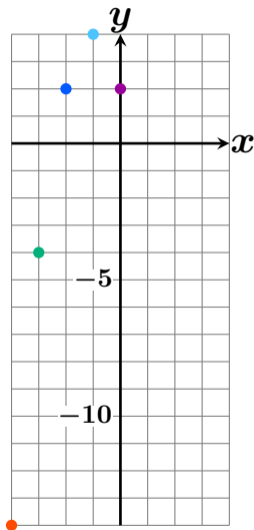
# $y = -2(x + 1)^2 + 4$ のグラフを描け #30 3



$x$	-4	-3	-2	-1	0	1
$y$	-14	-4	2	4	2	-4

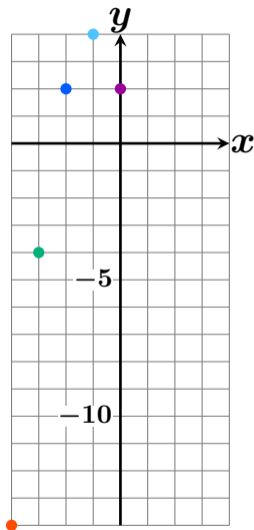


# $y = -2(x + 1)^2 + 4$ のグラフを描け #30 3



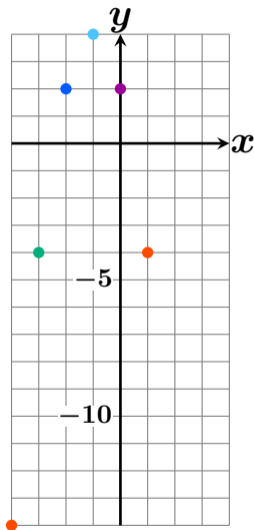
$x$	-4	-3	-2	-1	0	1
$y$	-14	-4	2	4	2	-4

# $y = -2(x + 1)^2 + 4$ のグラフを描け #30 3



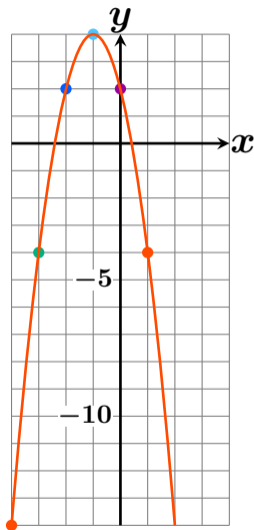
$x$	-4	-3	-2	-1	0	1
$y$	-14	-4	2	4	2	-4

# $y = -2(x + 1)^2 + 4$ のグラフを描け #30 3



$x$	-4	-3	-2	-1	0	1
$y$	-14	-4	2	4	2	-4

# $y = -2(x + 1)^2 + 4$ のグラフを描け #30 3



$x$	-4	-3	-2	-1	0	1
$y$	-14	-4	2	4	2	-4